

15 Beginning Blends Phonics Decodable For Beginning Readers Ages 3-6 Developing Phonics Skills and Reading Fluency



:

For young readers, mastering beginning blends is a crucial foundation stone for developing solid phonics skills and reading fluency. Blends are formed when two or more consonant sounds are combined together smoothly, creating a single unit of sound. By introducing children to beginning blends systematically and engagingly, educators can foster their phonemic awareness and lay the groundwork for successful decoding and reading comprehension.

15 Decodable Beginning Blends Activities:

- **Blending Boards:** Create blending boards with individual letter tiles and blend them together to form different beginning blends. For example, present the letter tiles "b," "l," and "a" and guide children to

blend the sounds together to form the word "bla."



Decodable Readers: 15 Beginning Blends Phonics
Decodable Books for Beginning Readers Ages 4-7
Developing Decoders (Set 5) by Anna DiGilio

★★★★☆ 4.5 out of 5

Language : English

File size : 134325 KB

Print length : 301 pages

Screen Reader: Supported

FREE

DOWNLOAD E-BOOK



- **Magnetic Blend Builders:** Use magnetic letters on a magnetic board to build and manipulate blends. Children can experiment with different combinations and see how changing a single letter changes the blend and the word formed.



- **Playdough Blending:** Roll out playdough snakes and have children use cookie cutters or their fingers to form individual letters. They can then blend the letters together to create different beginning blends.



- **Sand Tray Blending:** Pour sand into a tray and have children use their fingers or writing tools to trace and form beginning blends in the

sand. This tactile activity provides a multi-sensory learning experience.



- **Sensory Bin Blending:** Fill a sensory bin with various materials such as beans, rice, or small toys. Hide letter tiles or cards representing

blends in the bin and ask children to find and blend them together.



- **Roll and Read Blends:** Create a dice with beginning blends written on each side. Children roll the dice and read the blend that lands face up. They can then write the blend and practice blending it with different

letters to form words.



- **Spin and Blend:** Create a spinner with beginning blends written around the edges. Children spin the spinner and read the blend that lands at the top. They can then blend the blend with different letters to

form words.



- **Musical Blends:** Play music and have children walk or dance around the room. When the music stops, call out a beginning blend. Children must quickly find a partner and blend the sound together to form a

word.



- **Blending Race:** Divide children into teams and provide each team with a set of letter cards. Call out a beginning blend and the first team

to blend the blend and read a word with it wins a point.



- **Blending Bingo:** Create bingo cards with beginning blends written in each square. Call out different blends and children listen and cover the

corresponding squares if they have the blend on their card.



- **Blending Books:** Provide children with decodable books that focus on beginning blends. Children can read the books independently or with

support to practice their blending skills.



- **Phonics Songs:** Introduce beginning blends through phonics songs that are catchy and engaging. Children can sing along and listen for

the different blends used in the lyrics.



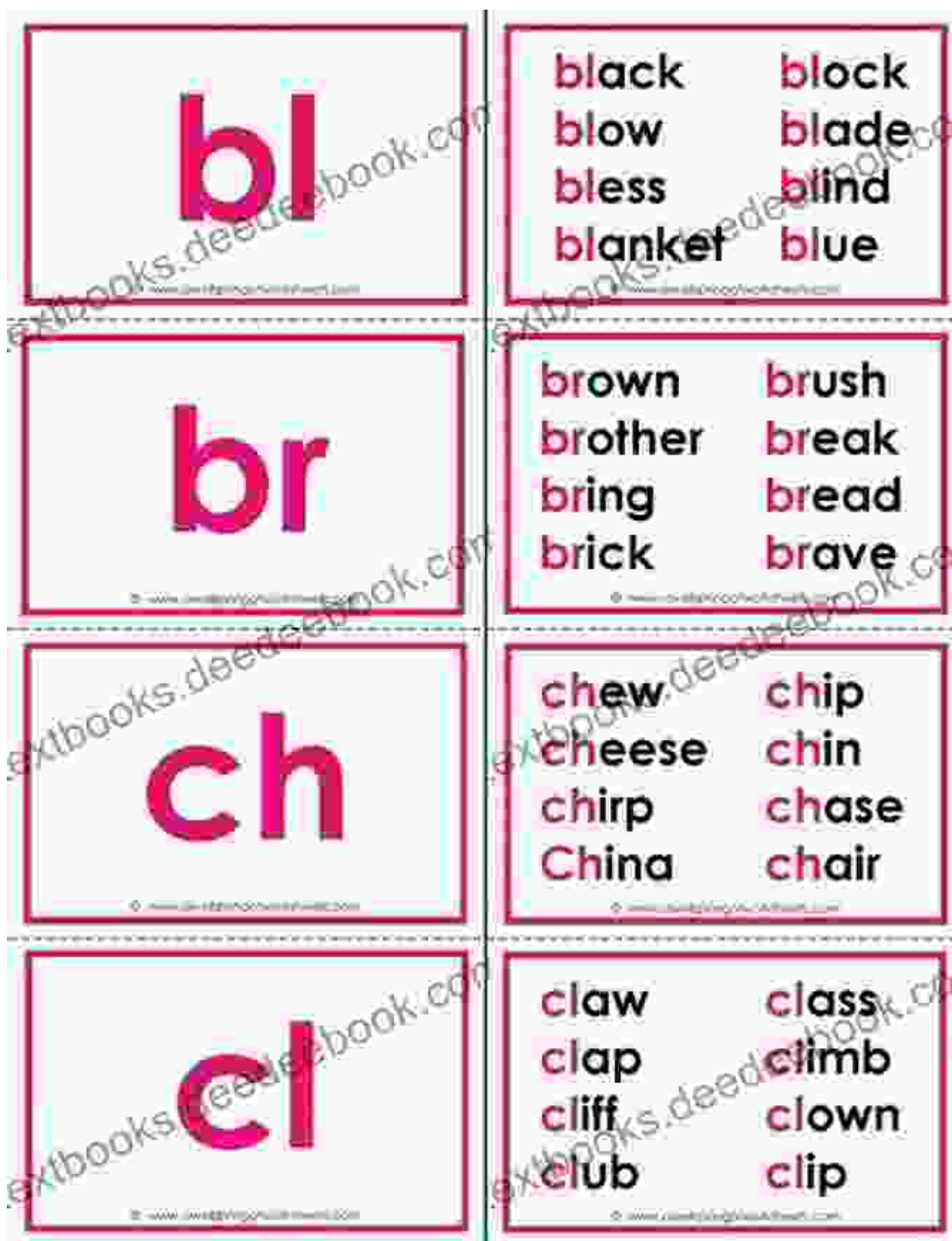
- **Word Walls:** Display posters or word cards on a word wall that feature different beginning blends. Children can refer to the word wall when

they encounter unfamiliar blends in their reading.



- **Blending Flashcards:** Create flashcards with beginning blends on one side and words that contain the blends on the other side. Children can practice reading the blends and matching them to the correct

words.



- **Interactive Games:** Utilize interactive games or apps that provide engaging and personalized practice with beginning blends. Children can play games that involve matching blends, building words, or


listening for blends in spoken words.



:

Mastering beginning blends is a cornerstone in the development of solid reading skills. By implementing these 15 fun and educational activities, educators can foster children's phonemic awareness, enhance their blending abilities, and build a strong foundation for future reading success. As children progress with additional phonics skills, they will be well-

equipped to decode unfamiliar words and comprehend texts with increasing ease and confidence.



Decodable Readers: 15 Beginning Blends Phonics Decodable Books for Beginning Readers Ages 4-7 Developing Decoders (Set 5) by Anna DiGilio

★★★★☆ 4.5 out of 5

Language : English


File size : 134325 KB

Print length : 301 pages

Screen Reader : Supported

FREE

DOWNLOAD E-BOOK



Unveiling the Enchanting Legends of Emelina Grace and Lady Igraine: A Tale of Love, Magic, and Timelessness

Emelina Grace: The Enchanted Forest Nymph In the depths of an ancient and mystical forest, where sunlight filtered through emerald leaves,...



What If Vietnam Never Happened: Foresight and Hindsight in Graham Greene's *The Quiet American*

Published in 1955, Graham Greene's *The Quiet American* is considered a masterpiece of 20th-century literature. The story follows Thomas Fowler, a middle-aged British journalist,...