

# 15 Easy To Start and Finish Projects for Beginners



## Lunch-Hour Patchwork: 15 Easy-to-Start (and Finish!) Projects by That Patchwork Place

★★★★☆ 4.4 out of 5

Language : English  
File size : 19726 KB  
Text-to-Speech : Enabled  
Screen Reader : Supported  
Enhanced typesetting : Enabled  
Print length : 83 pages



Are you looking for some easy projects to start and finish? Whether you're a complete beginner or you just need some new ideas, this list has something for you. These projects are all simple and straightforward, and they can be completed in a short amount of time. So what are you waiting for? Get started today!

### 1. Make a painted canvas

This is a great project for beginners because it's simple and doesn't require any special skills or materials. All you need is a canvas, some paint, and a brush. You can paint anything you want, from abstract designs to landscapes to portraits. And if you make a mistake, you can just paint over it!



## **2. Build a birdhouse**

This is a fun and rewarding project that can be enjoyed by people of all ages. All you need is some wood, nails, and a saw. You can find free plans for birdhouses online, or you can come up with your own design. Once you've built your birdhouse, you can paint it or stain it to match your decor.



### 3. Create a mosaic

Mosaics are a great way to add some color and personality to your home. You can use any type of material for your mosaic, such as tiles, glass, or even old bottle caps. Simply glue the pieces onto a backing, and then grout the spaces between them. You can create any design you want, from simple patterns to complex murals.



#### **4. Make a quilted blanket**

Quilting is a great way to use up scraps of fabric and create something beautiful and unique. All you need is some fabric, batting, and thread. You can find free quilting patterns online, or you can come up with your own design. Once you've sewn your quilt top, you can quilt it by hand or

machine. The finished product will be a cozy and beautiful addition to your home.



## 5. Build a wooden shelf

This is a simple and practical project that can be completed in a few hours. All you need is some wood, nails, and a saw. You can find free plans for

wooden shelves online, or you can come up with your own design. Once you've built your shelf, you can paint it or stain it to match your decor.



## 6. Make a pair of earrings

This is a quick and easy project that can be completed in under an hour. All you need is some wire, beads, and a pair of pliers. You can find free earring

patterns online, or you can come up with your own design. Once you've made your earrings, you can wear them with any outfit.



## **7. Knit a scarf**

Knitting is a great way to relax and create something beautiful at the same time. All you need is some yarn and a pair of knitting needles. You can find free knitting patterns online, or you can come up with your own design. Once you've finished knitting your scarf, you can wear it to keep warm or give it to a friend as a gift.



## 8. Crochet a blanket

Crocheting is similar to knitting, but it uses a hook instead of needles. It's a great way to create beautiful blankets, hats, and other items. All you need is some yarn and a crochet hook. You can find free crochet patterns online, or you can come up with your own design. Once you've finished crocheting



your blanket, you can use it to decorate your home or give it to a friend as a gift.



## 9. Sew a pillowcase

This is a simple and practical project that can be completed in a few hours. All you need is some fabric, a sewing machine, and some thread. You can find free pillowcase patterns online, or you can come up with your own design. Once you've sewn your pillowcase, you can put it on your favorite pillow and enjoy the new look!



## 10. Make a photo album










This is a great way to preserve your precious memories. All you need is some photos, a photo album, and some glue or tape. You can arrange your photos in any way you want, and you can even add captions or notes. Once you've finished making your photo album, you can share it with friends and family.



## 11. Write a short story

This is a great way to express your creativity and share your stories with others. All you need is a pen and paper, or a computer. You can write about anything you want, from your own experiences to fictional stories. Once you've finished writing your short story, you can share it with friends and family, or even submit it to a contest.

## File Explorer shortcuts for Windows 10

	Select the search box
	Start a search
	Put the cursor in the address bar
	Select text in the address bar
	Expand all folders in the navigation pane
	View the next folder
	View the previous folder
	Move up a level in the folder path
	Create a new folder
	Open a new window
	Close a window
	Open the properties of a selected file
	Scroll to the end of the window
	Scroll to the top of the window
	Refresh the screen
	Open Full Screen mode
	Change the file and folder view
	Display the preview panel

12.



### Lunch-Hour Patchwork: 15 Easy-to-Start (and Finish!)

**Projects** by That Patchwork Place

★★★★☆ 4.4 out of 5

Language : English

File size : 19726 KB

Text-to-Speech : Enabled


Screen Reader : Supported

Enhanced typesetting: Enabled

Print length : 83 pages

FREE

DOWNLOAD E-BOOK



## Unveiling the Enchanting Legends of Emelina Grace and Lady Igraine: A Tale of Love, Magic, and Timelessness

Emelina Grace: The Enchanted Forest Nymph In the depths of an ancient and mystical forest, where sunlight filtered through emerald leaves,...



## What If Vietnam Never Happened: Foresight and Hindsight in Graham Greene's The Quiet American

Published in 1955, Graham Greene's *The Quiet American* is considered a masterpiece of 20th-century literature. The story follows Thomas Fowler, a middle-aged British journalist,...