


# How To Design Homeschool Curriculum From Preschool Through High School

Homeschooling is a great way to provide your children with a customized and flexible education. But it can be daunting to know where to start when it comes to designing your own curriculum. This guide will provide you with everything you need to know to create a homeschool curriculum that meets the needs of your children and helps them reach their full potential.



## Home Learning Year by Year: How to Design a Homeschool Curriculum from Preschool Through High School by Rebecca Rupp

★★★★☆ 4.5 out of 5

Language : English  
File size : 3823 KB  
Text-to-Speech : Enabled  
Enhanced typesetting : Enabled  
Word Wise : Enabled  
Print length : 434 pages  
Screen Reader : Supported



## Choosing Subjects

The first step in designing your homeschool curriculum is to choose the subjects you want your children to learn. This will depend on their age, interests, and learning goals. Some common subjects for preschool and elementary school include:

- Math

- Reading
- Writing
- Science
- Social studies
- Art
- Music
- Physical education

For middle school and high school, you can add more challenging subjects such as:

- Algebra
- Geometry
- Trigonometry
- Calculus
- Biology
- Chemistry
- Physics
- History
- English
- Foreign language

When choosing subjects, it is important to consider your children's interests and learning goals. You should also make sure that the subjects you choose are aligned with your state's homeschooling laws.

## **Creating Lesson Plans**

Once you have chosen the subjects you want your children to learn, you need to create lesson plans. Lesson plans are a roadmap for your homeschooling day. They should include the following information:

- The subject
- The topic
- The objectives
- The materials
- The activities
- The assessment

It is important to create lesson plans that are age-appropriate and challenging for your children. You should also make sure that the lesson plans are flexible so that you can adjust them as needed.

## **Assessing Progress**

It is important to assess your children's progress regularly to make sure that they are learning and meeting their goals. There are many different ways to assess progress, such as:

- Formal assessments, such as tests and quizzes

- Informal assessments, such as observations and portfolios
- Self-assessments, such as asking your children to reflect on their own learning

The best way to assess progress is to use a variety of methods. This will give you a well-rounded view of your children's learning.

## **Making Changes**

It is important to remember that homeschooling is a journey. As your children grow and learn, you will need to make changes to your curriculum. This is perfectly normal. The key is to be flexible and to adapt your curriculum to meet the needs of your children.

Designing a homeschool curriculum can seem daunting, but it is a rewarding experience. By following these tips, you can create a curriculum that meets the needs of your children and helps them reach their full potential.


Here are some additional resources that you may find helpful:

- [Choosing Subjects for Homeschooling](#)
- [Lesson Plans](#)
- [Assessments](#)

**\*\*Image Alt Attributes:\*\***

\* **\*\*Preschool child reading a book:\*\*** Child sitting on a colorful rug, engrossed in a picture book. \* **\*\*Elementary school child working on a**

science experiment:\*\* Girl in a science lab coat, mixing chemicals and observing the reaction. \* \*\*Middle school child working on a math problem:\*\* Boy sitting at a desk, working on a math assignment with a pencil and paper. \* \*\*High school child working on a history project:\*\* Teenager sitting at a computer, researching a historical event. \* \*\*Parent and child working on a homeschool lesson plan:\*\* Mother and daughter looking at a homeschooling curriculum, smiling and discussing.




## Home Learning Year by Year: How to Design a Homeschool Curriculum from Preschool Through High School

by Rebecca Rupp

★★★★☆ 4.5 out of 5

Language : English  
File size : 3823 KB  
Text-to-Speech : Enabled  
Enhanced typesetting : Enabled  
Word Wise : Enabled  
Print length : 434 pages  
Screen Reader : Supported



## Unveiling the Enchanting Legends of Emelina Grace and Lady Igraine: A Tale of Love, Magic, and Timelessness

Emelina Grace: The Enchanted Forest Nymph In the depths of an ancient and mystical forest, where sunlight filtered through emerald leaves,...



## What If Vietnam Never Happened: Foresight and Hindsight in Graham Greene's *The Quiet American*

Published in 1955, Graham Greene's *The Quiet American* is considered a masterpiece of 20th-century literature. The story follows Thomas Fowler, a middle-aged British journalist,...