


How to Be a Supervillain: A Comprehensive Guide to Evil

Tired of being a mere pawn in the hands of fate? Do you long for power, respect, and adoration? If so, then it's time to embrace your inner villain and become a supervillain!



How to Be a Supervillain: Born to Be Good by Michael Fry

★★★★☆ 4.7 out of 5

Language	: English
File size	: 210715 KB
Text-to-Speech	: Enabled
Enhanced typesetting	: Enabled
Word Wise	: Enabled
Print length	: 352 pages
Screen Reader	: Supported
Paperback	: 144 pages
Item Weight	: 6.3 ounces
Dimensions	: 5.51 x 0.51 x 8.27 inches



This comprehensive guide will provide you with everything you need to know to become the most feared and powerful supervillain in the world. From choosing your evil persona to building your secret lair and recruiting your minions, we'll cover every aspect of the supervillain lifestyle.

Step 1: Choose Your Evil Persona

The first step to becoming a supervillain is to create your evil persona. This is the character that you will embody as you wreak havoc upon the world.

When creating your evil persona, there are a few things to keep in mind:

- **Origin story:** What drove you to become a supervillain? Were you wronged by society? Did you have a traumatic childhood experience? Your origin story will help to flesh out your character and make you more relatable to your audience.
- **Motivation:** What do you want to achieve as a supervillain? Do you want to conquer the world? Destroy all of humanity? Or simply cause as much chaos and destruction as possible? Your motivation will drive your actions and give you a sense of purpose.
- **Powers and abilities:** What special powers or abilities do you have? Are you super strong? Can you fly? Or do you have the ability to control minds? Your powers and abilities will determine how you carry out your evil plans.
- **Appearance:** How do you look as a supervillain? Do you wear a costume? A mask? Or do you simply rely on your natural charisma to command respect? Your appearance will help to create a visual identity for your character.

Step 2: Build Your Secret Lair

Every supervillain needs a secret lair to call their own. This is where you will plan your evil schemes, store your weapons, and relax after a hard day of terrorizing the world.

When choosing a location for your secret lair, there are a few things to consider:

- **Security:** Your secret lair should be well-hidden and difficult to access. You don't want anyone to stumble upon it and ruin your plans.
- **Functionality:** Your secret lair should have everything you need to carry out your evil schemes. This includes a laboratory, a weapons room, and a living quarters.
- **Style:** Your secret lair should reflect your personality and style. If you're a flamboyant villain, then you'll want a lair that is equally flashy and extravagant. If you're a more understated villain, then you'll probably prefer a lair that is more subtle and understated.

Step 3: Recruit Your Minions

No supervillain can succeed without a team of loyal minions to do their bidding. Minions can help you carry out your evil plans, provide you with information, and even protect you from harm.

When recruiting minions, there are a few things to keep in mind:

- **Loyalty:** You need to be able to trust your minions to follow your orders without question. Look for minions who are intelligent, skilled, and have a proven track record of loyalty.
- **Skills:** Your minions should have a variety of skills that can be useful to your cause. This could include things like hacking, fighting, or engineering.
- **Motivation:** Your minions should be motivated to work for you. This could be because they share your vision, they are afraid of you, or they are simply looking for a paycheck.

Step 4: Develop Your Villainous Plot

Once you have your evil persona, your secret lair, and your minions, it's time to start developing your villainous plot.

Your villainous plot should be ambitious and world-changing. It should be something that will make people remember your name for centuries to come.

When developing your villainous plot, there are a few things to keep in mind:

- **Scope:** How big is your villainous plot? Do you want to conquer the world? Destroy all of humanity? Or simply cause as much chaos and destruction as possible? The scope of your plot will determine how much time, resources, and minions you will need.
- **Timeline:** How long will it take you to carry out your villainous plot? Do you have a specific deadline? Or are you content to take your time and savor the moment?
- **Consequences:** What are the potential consequences of your villainous plot? Could it lead to war? Famine? Or even the end of the world? You need to be prepared for the consequences of your actions.

Step 5: Carry Out Your Evil Plan

Once you have developed your villainous plot, it's time to put it into action. This is where the rubber meets the road, and you finally get to see your evil plan come to fruition.


When carrying out your evil plan, there are a few things to keep in mind:

- **Be patient:** Don't expect your evil plan to succeed overnight. It may take time and effort to achieve your goals.
- **Be flexible:** Things don't always go according to plan. Be prepared to adapt to changing circumstances and make adjustments as needed.
- **Be ruthless:** If you want to succeed as a supervillain, you need to be willing to do whatever it takes. This may mean making sacrifices, hurting others, or even breaking the law.

Becoming a supervillain is not for the faint of heart. It takes intelligence, cunning, and a willingness to do whatever it takes to achieve your goals.

But if you're up for the challenge, then I encourage you to embrace your inner villain and start down the path to world domination.

Just remember, with great power comes great responsibility. So use your powers wisely and try not to destroy the world in the process.



How to Be a Supervillain: Born to Be Good by Michael Fry


★★★★☆ 4.7 out of 5

Language	: English
File size	: 210715 KB
Text-to-Speech	: Enabled
Enhanced typesetting	: Enabled
Word Wise	: Enabled
Print length	: 352 pages
Screen Reader	: Supported
Paperback	: 144 pages
Item Weight	: 6.3 ounces
Dimensions	: 5.51 x 0.51 x 8.27 inches

FREE

DOWNLOAD E-BOOK





Unveiling the Enchanting Legends of Emelina Grace and Lady Igraine: A Tale of Love, Magic, and Timelessness

Emelina Grace: The Enchanted Forest Nymph In the depths of an ancient and mystical forest, where sunlight filtered through emerald leaves,...



What If Vietnam Never Happened: Foresight and Hindsight in Graham Greene's The Quiet American

Published in 1955, Graham Greene's *The Quiet American* is considered a masterpiece of 20th-century literature. The story follows Thomas Fowler, a middle-aged British journalist,...