

# Modern Romantic Granny Square Seamless Crochet Motif Pattern: A Comprehensive Tutorial

Embark on an enchanting crochet journey with the Modern Romantic Granny Square Seamless Crochet Motif Pattern. This captivating pattern seamlessly blends the timeless elegance of granny squares with a touch of modern flair, resulting in ethereal motifs that will add a touch of magic to any crochet creation.



## Flutter Cap Sleeve Top Lace Crochet Motif Pattern: A modern & romantic granny square seamless crochet motif pattern. by Kristen Stein

★★★★☆ 4.4 out of 5

Language : English  
File size : 9609 KB  
Text-to-Speech : Enabled  
Screen Reader : Supported  
Enhanced typesetting : Enabled  
Print length : 65 pages  
Lending : Enabled



## Yarn and Materials

- Worsted-weight yarn in two contrasting colors
- 4mm (G/6) crochet hook
- Yarn needle

- Scissors

## Abbreviations

- ch - chain
- sc - single crochet
- dc - double crochet
- sl st - slip stitch
- rep - repeat

## Motif Instructions

1. **Round 1:** With color A, make a magic ring. Ch 3 (counts as first dc), 2 dc in ring, \*ch 1, 3 dc in ring; rep from \* 3 times, sl st to join. (12 dc)
2. **Round 2:** Ch 3 (counts as first dc), 2 dc in each st around, sl st to join. (24 dc)
3. **Round 3:** With color B, ch 3 (counts as first dc), 2 dc in each st around, sl st to join. (24 dc)
4. **Round 4:** \*Ch 1, sc in next 2 dc, ch 1, 3 dc in next dc; rep from \* around, sl st to join.
5. **Round 5:** Ch 3 (counts as first dc), 2 dc in each ch-1 space, \*ch 1, 3 dc in next ch-1 space; rep from \* around, sl st to join. (36 dc)
6. **Round 6:** With color A, ch 3 (counts as first dc), 2 dc in each st around, sl st to join. (36 dc)
7. **Round 7:** \*Ch 1, sc in next 2 dc, ch 1, 3 dc in next dc; rep from \* around, sl st to join.

8. **Round 8:** Ch 3 (counts as first dc),[2 dc, ch 1] in each ch-1 space, \*ch 1, 3 dc in next ch-1 space; rep from \* around, sl st to join. (48 dc)
9. **Round 9:** With color B, ch 3 (counts as first dc),2 dc in each st around, sl st to join. (48 dc)
10. **Round 10:** \*Ch 1, sc in next 2 dc, ch 1, 3 dc in next dc; rep from \* around, sl st to join.
11. **Round 11:** Ch 3 (counts as first dc),[2 dc, ch 1] in each ch-1 space, \*ch 1, 3 dc in next ch-1 space; rep from \* around, sl st to join. (60 dc)
12. **Round 12:** With color A, ch 3 (counts as first dc),2 dc in each st around, sl st to join. (60 dc)
13. **Round 13:** \*Ch 1, sc in next 2 dc, ch 1, 3 dc in next dc; rep from \* around, sl st to join.
14. **Round 14:** Ch 3 (counts as first dc),[2 dc, ch 1] in each ch-1 space, \*ch 1, 3 dc in next ch-1 space; rep from \* around, sl st to join. (72 dc)
15. **Round 15:** With color B, ch 3 (counts as first dc),2 dc in each st around, sl st to join. (72 dc)
16. **Round 16:** \*Ch 1, sc in next 2 dc, ch 1, 3 dc in next dc; rep from \* around, sl st to join.
17. **Round 17:** Ch 3 (counts as first dc),[2 dc, ch 1] in each ch-1 space, \*ch 1, 3 dc in next ch-1 space; rep from \* around, sl st to join. (84 dc)
18. **Round 18:** With color A, ch 3 (counts as first dc),2 dc in each st around, sl st to join. (84 dc)
19. **Round 19:** \*Ch 1, sc in next 2 dc, ch 1, 3 dc in next dc; rep from \* around, sl st to join.

20. **Round 20:** Ch 3 (counts as first dc), 2 dc in each st around, sl st to join.  
(84 dc)

## **Finishing**


Fasten off and weave in all loose ends. The Modern Romantic Granny Square is now complete!


Use this motif to create a variety of crochet projects, such as blankets, scarves, coasters, and more. Its seamless construction allows for easy joining, creating a continuous and elegant fabric.

The Modern Romantic Granny Square Seamless Crochet Motif Pattern is a delightful blend of tradition and modernity. Its captivating design and seamless construction make it a joy to crochet and a stunning addition to any crochet creation. Whether you're a seasoned crocheter or a beginner, this pattern is sure to inspire and create unforgettable crochet pieces.

## **Image Gallery**







### **Additional Resources**

- [Video Tutorial: Modern Romantic Granny Square](#)
- [Modern Romantic Granny Square on Ravelry](#)
- [Granny Square Crochet Patterns](#)


**Flutter Cap Sleeve Top Lace Crochet Motif Pattern: A modern & romantic granny square seamless crochet**



## motif pattern. by Kristen Stein

★★★★☆ 4.4 out of 5

Language : English  
File size : 9609 KB  
Text-to-Speech : Enabled  
Screen Reader : Supported  
Enhanced typesetting : Enabled  
Print length : 65 pages  
Lending : Enabled



## Unveiling the Enchanting Legends of Emelina Grace and Lady Igraine: A Tale of Love, Magic, and Timelessness

Emelina Grace: The Enchanted Forest Nymph In the depths of an ancient and mystical forest, where sunlight filtered through emerald leaves,...



## What If Vietnam Never Happened: Foresight and Hindsight in Graham Greene's The Quiet American

Published in 1955, Graham Greene's The Quiet American is considered a masterpiece of 20th-century literature. The story follows Thomas Fowler, a middle-aged British journalist,...