


# iPhone SE 3rd Generation User Guide: The Ultimate Reference Manual for Unlocking the Full Potential of Your Device

---

Welcome to the comprehensive user guide for the Apple iPhone SE 3rd Generation, your gateway to a world of technological advancements and seamless connectivity. This device, the latest iteration of Apple's mid-range smartphone lineup, boasts impressive capabilities and a user-friendly interface, making it an ideal choice for both tech enthusiasts and casual users alike.

In this guide, we will delve into every aspect of the iPhone SE 3rd Generation, empowering you to maximize its features and optimize your mobile experience. From navigating the intuitive iOS operating system to unlocking the full potential of its powerful camera, this guide will serve as your trusted companion on this technological journey.

## Unlocking Your Device



### **iPHONE SE 3RD GENERATION USER GUIDE: A Complete Step By Step Instructions Manual for Beginners, Seniors, and Pros to Set up and Effectively Use the New iPhone with iOS 15 Tips and Tricks**

by A. Tebbs

★★★★★ 5 out of 5

Language : English

File size : 1444 KB

Text-to-Speech : Enabled  
Screen Reader : Supported  
Enhanced typesetting : Enabled  
Print length : 94 pages  
Lending : Enabled



To begin your iPhone SE 3rd Generation experience, you will need to unlock your device using your Apple ID or Face ID. For those unfamiliar with Face ID, it is Apple's advanced facial recognition technology that allows you to unlock your phone with just a glance. To set up Face ID, simply follow the on-screen instructions during the initial setup process.

## Exploring the Home Screen

The iPhone SE 3rd Generation features a user-friendly home screen that serves as the central hub for accessing apps, widgets, and other essential functions. Here's a quick overview:

- **Icons:** The icons on your home screen represent the various apps installed on your device. Tap on an icon to launch the corresponding app.
- **Search Bar:** Located at the top of the home screen, the search bar allows you to quickly find apps, contacts, messages, and more.
- **Dock:** The dock at the bottom of the home screen provides quick access to your most frequently used apps. You can customize the dock to include your preferred apps.

- **App Library:** The App Library, accessed by swiping left from the last home screen page, neatly organizes all your apps into categories for easy access.
- **Widgets:** Widgets, available by swiping down from the top right corner of the home screen, provide real-time updates and quick access to information without having to open the corresponding app.

## Understanding the iOS Operating System

The iPhone SE 3rd Generation runs on Apple's latest iOS operating system, which offers a wide range of features and customizable options. Here are some key features:

- **Notifications:** Notifications appear at the top of the screen and provide updates from apps or messages. You can manage notifications by swiping left or right to dismiss them or view more details.
- **Control Center:** Swiping down from the top right corner of the screen brings up the Control Center, where you can quickly access settings, controls for music and Bluetooth, and more.
- **Settings:** The Settings app allows you to customize various aspects of your device, including Wi-Fi, Bluetooth, notifications, and privacy options.

## Exploring the Camera

The iPhone SE 3rd Generation features a powerful camera system that captures stunning photos and videos. Let's explore its key features:

- **12MP Wide Camera:** The primary rear-facing camera offers 12 megapixels of resolution and features advanced features such as optical image stabilization and Smart HDR 4.
- **12MP Ultra-Wide Camera:** The ultra-wide camera captures a wide field of view, perfect for capturing expansive landscapes or group shots.
- **Portrait Mode:** Portrait Mode uses advanced computational photography to blur the background and create beautiful portraits with depth of field.
- **Cinematic Mode:** Cinematic Mode adds a cinematic feel to your videos by automatically keeping the subject in focus and creating a bokeh effect.
- **Camera App:** The intuitive Camera app provides various modes, filters, and controls to enhance your photography experience.

## Using Apple Pay

Apple Pay is a convenient and secure way to make mobile payments using your iPhone SE 3rd Generation. Here's how to set it up:

- **Add your cards:** Open the Wallet app and follow the on-screen instructions to add your credit or debit cards.
- **Verify your information:** Apple may require you to verify your identity by providing additional information or through a phone call.
- **Start using Apple Pay:** When making purchases at participating stores, simply hold your iPhone near the contactless payment reader

and confirm the transaction using Face ID.

## Managing Battery Life

The iPhone SE 3rd Generation is equipped with a long-lasting battery, but here are some tips to optimize its lifespan:

- **Enable Low Power Mode:** Low Power Mode reduces background activity and limits certain features to extend battery life.
- **Adjust screen brightness:** A brighter screen consumes more battery power. Adjust the screen brightness to a comfortable level.
- **Close unused apps:** Force-closing unused apps can help conserve battery by preventing them from running in the background.
- **Disable location services for unnecessary apps:** Location services can drain battery life. Disable location services for apps that don't require them.


## Troubleshooting Common Issues

Like any electronic device, the iPhone SE 3rd Generation may encounter occasional issues. Here are some common problems and their solutions:

- **Device won't turn on:** Connect the device to a charger and try again. If the issue persists, contact Apple Support.
- **Apps freezing or crashing:** Force-close the app by double-pressing the Home button and swiping up on the app preview. Reinstall the app if the problem persists.

- **Wi-Fi connectivity issues:** Ensure that Wi-Fi is turned on and that you are connected to the correct network. Reset your network settings if necessary.
  - **Battery draining quickly:** Refer to the battery life management tips mentioned earlier. If the problem persists, contact Apple Support.
- 

The iPhone SE 3rd Generation is a powerful and user-friendly smartphone that empowers you to stay connected, capture stunning moments, and tackle everyday tasks with ease. By following the in-depth guidance provided in this user guide, you can unlock the full potential of your device and enjoy an enhanced mobile experience. Remember to regularly check for software updates to ensure that your iPhone SE 3rd Generation remains optimized and secure.



## **IPHONE SE 3RD GENERATION USER GUIDE: A Complete Step By Step Instructions Manual for Beginners, Seniors, and Pros to Set up and Effectively Use the New iPhone with iOS 15 Tips and Tricks**


by A. Tebbs

★★★★★ 5 out of 5

Language : English  
File size : 1444 KB  
Text-to-Speech : Enabled  
Screen Reader : Supported  
Enhanced typesetting : Enabled  
Print length : 94 pages  
Lending : Enabled

FREE

DOWNLOAD E-BOOK



## Unveiling the Enchanting Legends of Emelina Grace and Lady Igraine: A Tale of Love, Magic, and Timelessness

Emelina Grace: The Enchanted Forest Nymph In the depths of an ancient and mystical forest, where sunlight filtered through emerald leaves,...



## What If Vietnam Never Happened: Foresight and Hindsight in Graham Greene's The Quiet American

Published in 1955, Graham Greene's *The Quiet American* is considered a masterpiece of 20th-century literature. The story follows Thomas Fowler, a middle-aged British journalist,...